



H05RN-F/H05RNH2-F

Application and Description

These cables are flexible, mainly recommended for use in electrical equipment under low stress in dry, damp and wet areas in indoor or outdoor environments. Commonly used for connection of electrical appliances when exposed to low mechanical strain in household, offices and for light utilities. Anywhere where there is minimal physical damage. Also suitable for fixed installation in furniture, decorative coverings, wall partitions and pre-fabricated building parts. Max operating voltage in single or three phase system is Uo/U 318/550 volts. In a direct current system max operating voltage is Uo/U 413/825 volts. They are ozone resistant, oil & fat resistant

Standard and Approval


UNE 21027 Part 4, <HAR> HD22.4 S3, VDE-0282 Part-4, CEI 20-19 p.4, CE low voltage directive 73/23/EEC & 93/68/EEC., IEC 60245-4, ROHS compliant

Cable Construction


- Fine bare copper strands
- Strands to VDE-0295 Class-5, IEC 60228 Class-5
- Rubber core insulation EI4 to VDE-0282 Part-1
- Color code VDE-0293-308
- Green-yellow grounding, 3 conductors and above
- Polychloroprene rubber (neoprene) jacket EM2

Technical Characteristics

- Working voltage: 300/500 volts
- Test voltage: 2000 volts
- Flexing bending radius: $7.5 \times \varnothing$
- Fixed bending radius: $4.0 \times \varnothing$
- Temperature Range: -30°C to $+60^{\circ} \text{C}$
- Short circuit temperature: $+200^{\circ} \text{C}$
- Flame retardant: IEC 60332.1
- Insulation resistance: $20 \text{ M}\Omega \times \text{km}$

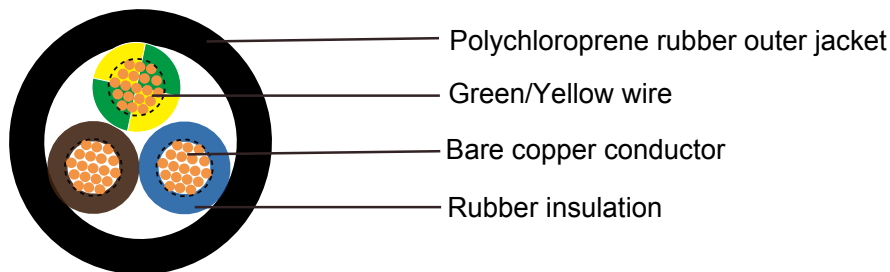


H05RNH2-F




- Rubber insulation
- Bare copper conductor
- Rubber outer jacket

H05RNH2-F



H05RN-F



H05RN-F

Cable Parameter

AWG	No. of Cores x Nominal Cross Sectional Area # x mm ²	Nominal Thickness of Insulation mm	Nominal Thickness of Sheath mm	Nominal Overall Diameter mm (min-max)	Nominal Copper Weight kg/km	Nominal Weight kg/km
H05RN-F						
18(24/32)	2 x 0.75	0.6	0.8	5.7 - 7.4	14.4	80
18(24/32)	3 x 0.75	0.6	0.9	6.2 - 8.1	21.6	95
18(24/32)	4 x 0.75	0.6	0.9	6.8 - 8.8	30	105
17(32/32)	2 x 1	0.6	0.9	6.1 - 8.0	19	95
17(32/32)	3 x 1	0.6	0.9	6.5 - 8.5	29	115
17(32/32)	4 x 1	0.6	0.9	7.1 - 9.2	38	142
16(30/30)	3 x 1.5	0.8	1.0	8.6 - 11.0	29	105
16(30/30)	4 x 1.5	0.8	1.1	9.5 - 12.2	39	129
16(30/30)	5 x 1.5	0.8	1.1	10.5 - 13.5	48	153
H05RNH2-F						
16(30/30)	2 x 1.5	0.6	0.8	5.25±0.15x13.50±0.30	14.4	80
14(50/30)	2 x 2.5	0.6	0.9	5.25±0.15x13.50±0.30	21.6	95